



Sistema para el DIF del Municipio de Benito Juárez
 QUINTANA ROO
 Estado Analítico de Ingresos Presupuestales

Al 31/may/2022

Fecha y 09/jun/2022

09:35
 a.m.


rep.
 rptEstadoPresu
 puestoingresos


Fuente de Ingresos	Ley de Ingresos Estimada	Ampliaciones / (Reducciones)	Ley de Ingresos Modificada	Ingresos Recaudados	Devengado Por Recaudar	Avance de Recaudación
<u>73.00</u> <u>Ingresos por Venta de Bienes y Prestaci?n de Servicios de Entidades Paraestatales y Fideicomisos No Empresariales y No Financieros</u>	\$2,178,678.00	\$1,635,553.38	\$3,814,231.38	\$2,247,796.38	\$4,120.00	58.93 %
<u>14</u> <u>FUENTE DE FINANCIAMIENTO 14 RECURSOS PROPIOS Y DONATIVOS</u>						
Coordinacion de Donativos	\$54,500.00	\$91,372.00	\$145,872.00	\$106,372.00	\$0.00	72.92 %
Bazar	\$54,500.00	\$91,372.00	\$145,872.00	\$106,372.00	\$0.00	72.92 %
Coordinacion de Asistencia Alimentaria	\$847,878.00	-\$61,147.50	\$786,730.50	\$221,478.50	\$0.00	28.15
Cuotas Recup. Desayunos Escolares Frios DIF Estatal	\$847,878.00	-\$61,147.50	\$786,730.50	\$221,478.50	\$0.00	28.15
Concesiones	\$24,000.00	\$0.00	\$24,000.00	\$8,000.00	\$2,000.00	33.33
Cohuo Moo Silvia Victoria	\$24,000.00	-\$22,000.00	\$2,000.00	\$2,000.00	\$0.00	100.00
Silva Castillo Carlos Enrique	\$0.00	\$22,000.00	\$22,000.00	\$6,000.00	\$2,000.00	27.27 %
Donativos	\$900,000.00	\$1,033,541.38	\$1,933,541.38	\$1,231,734.38	\$0.00	63.70 %
Donativos en Especie	\$900,000.00	-\$181,559.85	\$718,440.15	\$158,440.15	\$0.00	22.05 %
Donativos Varios Espacie	\$900,000.00	-\$181,559.85	\$718,440.15	\$158,440.15	\$0.00	22.05 %
Donativos en Efectivo	\$0.00	\$1,215,101.23	\$1,215,101.23	\$1,073,294.23	\$0.00	88.32 %
Donativos Varios Efectivo	\$0.00	\$1,215,101.23	\$1,215,101.23	\$1,073,294.23	\$0.00	88.32 %
Cuotas de Recuperaci3n	\$352,300.00	\$566,787.50	\$919,087.50	\$675,211.50	\$2,120.00	73.46
Delegaci3n de la Procuradur3a	\$9,600.00	\$27,656.00	\$37,256.00	\$30,880.00	\$320.00	82.88 %
Costancias	\$3,600.00	\$100.00	\$3,700.00	\$1,600.00	\$0.00	43.24

Convenios	\$6,000.00	\$27,556.00	\$33,556.00	\$29,280.00	\$320.00	87.25
Dirección Médica	\$104,200.00	\$188,570.00	\$292,770.00	\$207,470.00	\$1,800.00	70.86 %
Consulta Médica	\$9,100.00	\$20,610.00	\$29,710.00	\$22,500.00	\$210.00	75.73 %
	\$15,500.00	\$65,270.00	\$80,770.00	\$67,470.00	\$300.00	83.53 %
Consulta Dental	\$10,600.00	\$21,790.00	\$32,390.00	\$23,800.00	\$90.00	73.47 %
Consultas Psiquiátricas	\$69,000.00	\$80,900.00	\$149,900.00	\$93,700.00	\$1,200.00	62.50 %
Coordinación Adulto Mayor	\$0.00	\$3,000.00	\$3,000.00	\$3,000.00	\$0.00	100.00 %
Estadía Casa Hogar Nohoch Nah	\$0.00	\$3,000.00	\$3,000.00	\$3,000.00	\$0.00	100.00 %
Centros de Desarrollo Comunitario	\$110,200.00	\$91,831.50	\$202,031.50	\$135,831.50	\$0.00	67.23 %
Cursos Cdc 227	\$0.00	\$2,772.00	\$2,772.00	\$2,772.00	\$0.00	100.00 %
Cursos Cdc 233	\$0.00	\$6,895.00	\$6,895.00	\$6,895.00	\$0.00	100.00 %
Cursos Cdc 235	\$0.00	\$3,775.50	\$3,775.50	\$3,775.50	\$0.00	100.00
Cursos Cdc 237	\$0.00	\$15,021.00	\$15,021.00	\$15,021.00	\$0.00	100.00 %
Panadería Cdc 237	\$110,200.00	\$63,368.00	\$173,568.00	\$107,368.00	\$0.00	61.85 %
Coordinación de Atención a la Discapacidad	\$128,300.00	\$255,730.00	\$384,030.00	\$298,030.00	\$0.00	77.60
Consultas Médicas-Terapias de Rehabilitación CAD	\$105,000.00	\$187,805.00	\$292,805.00	\$223,805.00	\$0.00	76.43 %
Trasporte Inclusivo UNEDIF	\$23,300.00	\$67,925.00	\$91,225.00	\$74,225.00	\$0.00	81.36 %
LICITACION	\$0.00	\$5,000.00	\$5,000.00	\$5,000.00	\$0.00	100.00 %
COBRO DE BASE LICITACION PUBLICA	\$0.00	\$5,000.00	\$5,000.00	\$5,000.00	\$0.00	100.00 %


Handwritten signatures and initials, including a large signature at the top and another at the bottom right.

79.00	Otros Ingresos	\$2,400.00	-\$582.88	\$1,817.12	\$416.44	\$0.00	22.91	nr
79-01	<u>INTERESES GANADOS DE TITULOS, VALORES Y DEMAS INSTRUMENTOS FINANCIEROS</u>	\$1,200.00	-\$234.39	\$965.61	\$265.61	\$0.00	27.50	nr
1.4	<u>FUENTE DE FINANCIAMIENTO 14 RECURSOS PROPIOS Y DONATIVOS</u>							
	Intereses Bancarios	\$1,200.00	-\$234.39	\$965.61	\$265.61	\$0.00	27.50	%
79-02	<u>OTROS INGRESOS Y BENEFICIOS VARIOS</u>	\$1,200.00	-\$348.49	\$851.51	\$150.83	\$0.00	17.71	nr
1.4	<u>FUENTE DE FINANCIAMIENTO 14 RECURSOS PROPIOS Y DONATIVOS</u>							
	Otros Ingresos	\$1,200.00	-\$348.49	\$851.51	\$150.83	\$0.00	17.71	
	Otros Ingresos Varios	\$1,200.00	-\$348.49	\$851.51	\$150.83	\$0.00	17.71	--
91.00	<u>Transferencias y Asignaciones</u>	\$38,476,682.35	\$0.00	\$38,476,682.35	\$11,683,334.00	\$4,190,000.00	30.36	nr
	<u>FUENTE DE FINANCIAMIENTO 11 RECURSOS FISCALES MINISTRACIONES ANUALES</u>							
1.1	<u>RECURSOS PROPIOS DEL MUNICIPIO</u>							
	Municipio de Benito Juárez	\$38,000,000.00	\$0.00	\$38,000,000.00	\$11,683,334.00	\$4,190,000.00	30.74	nr
	Remanentes de Ejercicios Anteriores	\$476,682.35	\$0.00	\$476,682.35	\$0.00	\$0.00	0.00	nr
Total		\$40,657,760.35	\$1,634,970.50	\$42,292,730.85	\$13,931,546.82	\$4,194,120.00	42.85	%


 C. DORIS MARISOL SENDO RODRIGUEZ
 ENCARGADA DE DESPACHO DE LA DIRECCION GENERAL


 L.C. MARÍA ELVIRA MATEOS PORRAGAS
 COORDINADORA DE RECURSOS FINANCIEROS




 MTRA. SHANTY GARCÍA LARA
 ENCARGADA DEL DESPACHO DE LA OFICIALIA MAYOR